


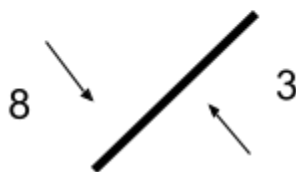
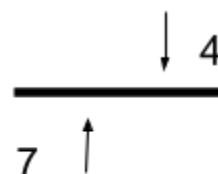
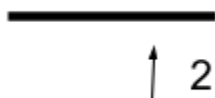
# Let's Ride Practice Show Patterns

ALL JUMPING CLASSES WILL FOLLOW THE SAME COURSE - CLASSES WILL BE JUDGED BASED ON THE POAC OFFICIAL HANDBOOK

Equitation Over Fences - Classes 5,6,7,8

Hunter Over Fences - Classes 9,10,11,12

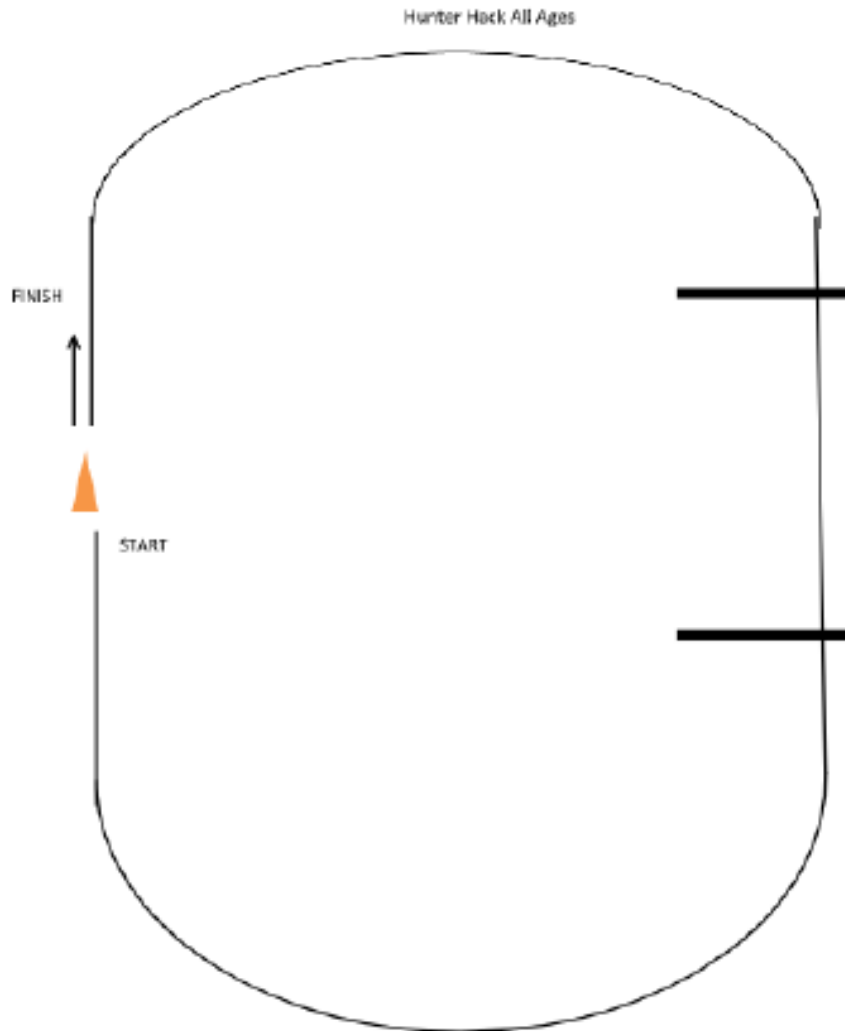
Open Jumping - Classes 13,14,15,16



# *Let's Ride Practice Show Patterns*

## Hunter Hack All Ages

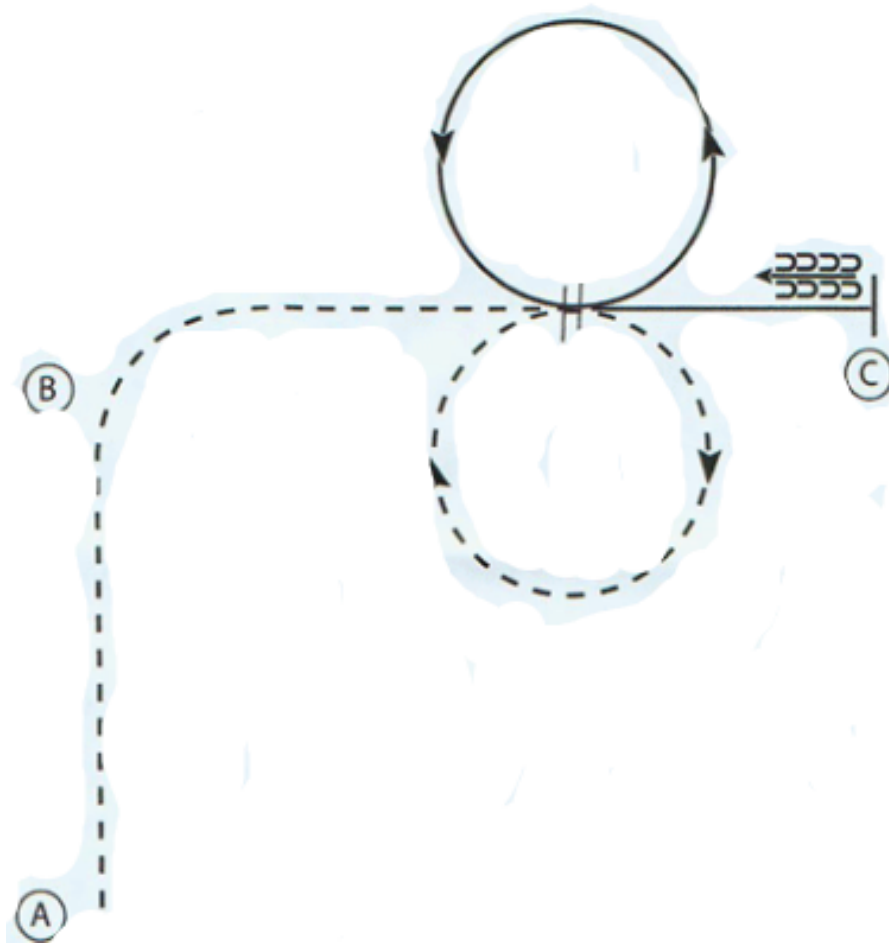
Class # - 1,2,3,4



1. Be ready at the cone.
2. Canter on the left lead from the cone over the two jumps.
3. Hand gallop once completed with jumps back to cone.
4. Stop at the cone & back one pony length.

# Let's Ride Practice Show Patterns

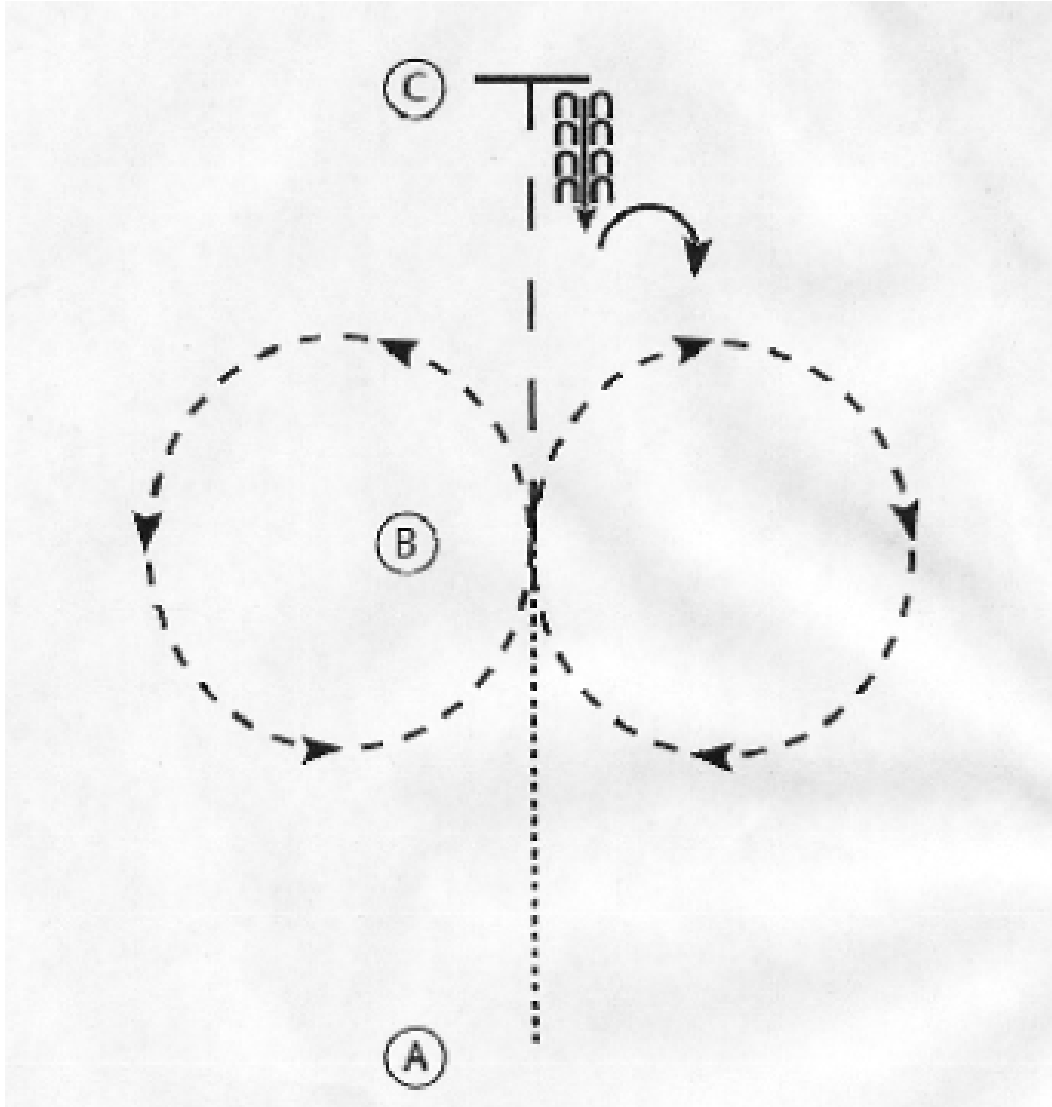
## Hunt Seat Equitation Pattern 3



1. Be ready at A.
2. Sitting trot A to B.
3. At B posting trot towards C on the left diagonal.
4. Before C, posting trot a circle to the right.
5. Canter a circle to the left on the left lead, continue to C.
6. At C, Stop & back four steps.

# Let's Ride Practice Show Patterns

## Hunt Seat Equitation Pattern 3 (Walk/Trot)

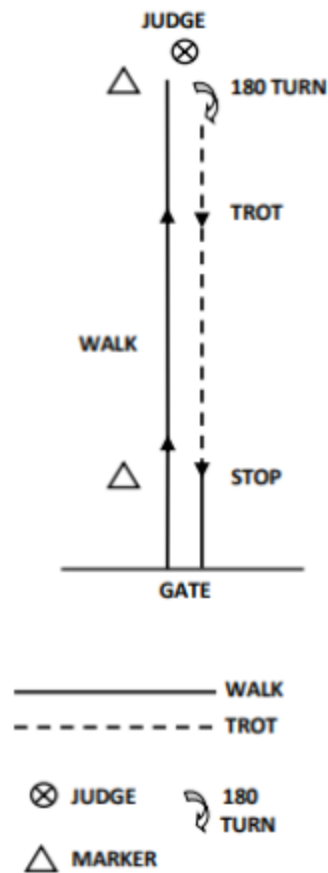


Be ready at A.

1. Walk A to B.
2. Sitting trot circle to the right.
3. Posting trot circle to the left.
4. At B extend the trot to C.
5. Stop at C & back one pony length.
6. Perform a 90° turn to the right.

# Let's Ride Practice Show Patterns

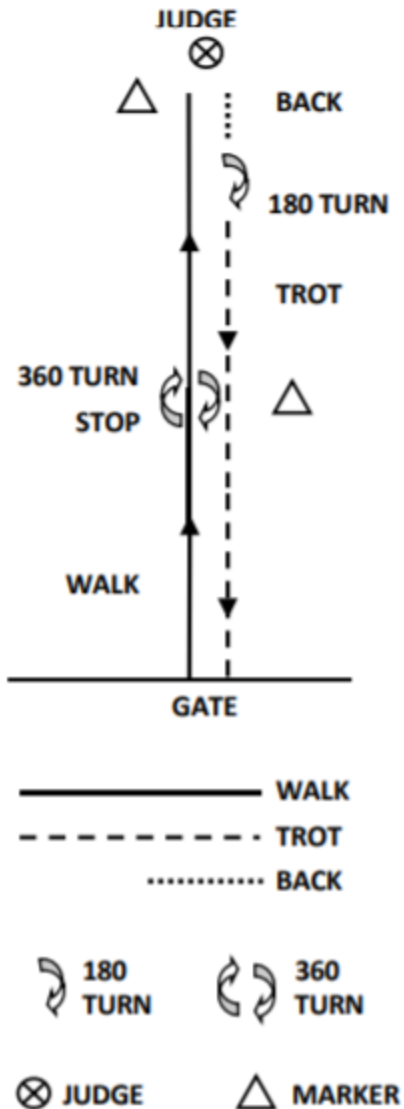
## Showmanship Pattern - Leadline , 9 & Under



1. Walk from gate to the judge in a straight line.
2. Stop and set up for inspection.
3. At the judge's signal, do a 180° turn to the right.
4. Trot in a straight line to the marker. Stop.
5. Walk, exit the arena.

# Let's Ride Practice Show Patterns

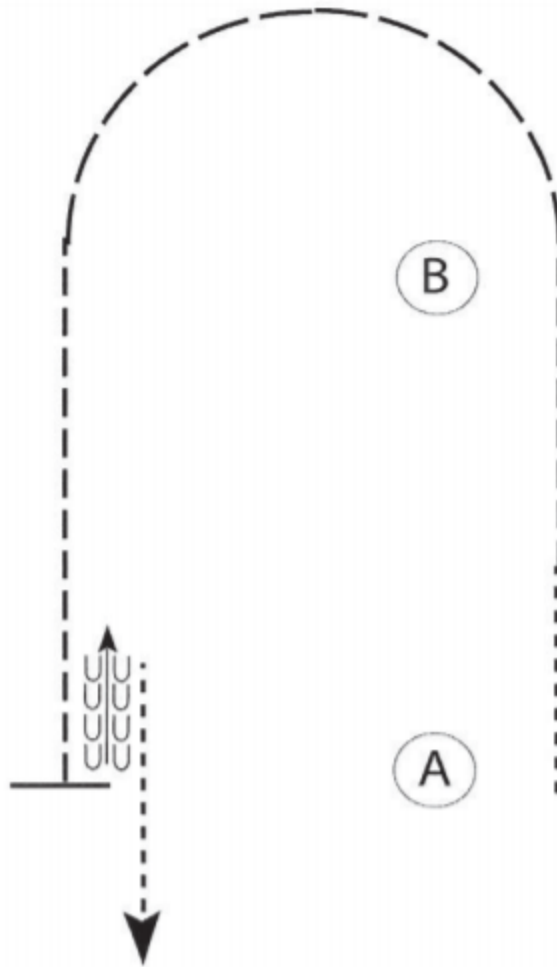
## Showmanship Pattern - 10-13, 14-18 and 19&Over



1. Walk half way to judge - complete a 360 turn - continue walking to judge
2. Stop setup for inspection.
3. Back 4 steps
4. Complete 180 turn
5. Trot, continue trotting to exit.

## *Let's Ride Practice Show Patterns*

### Western Horsemanship Pattern **Walk/Trot** 10&Under, 11-18, and 19&Over




Be ready at A.

1. When acknowledged, walk two horse lengths from A.
2. Jog to B.
3. Extended jog in a half circle until even with B.
4. Jog until even with A.
5. Stop even with A and back approximately one horse length.
6. Exit pattern at a walk.

## *Let's Ride Practice Show Patterns*

Western Horsemanship Pattern **Walk/Trot/Lope**  
9 & Under, 10-13, 14-18 and 19 & Over

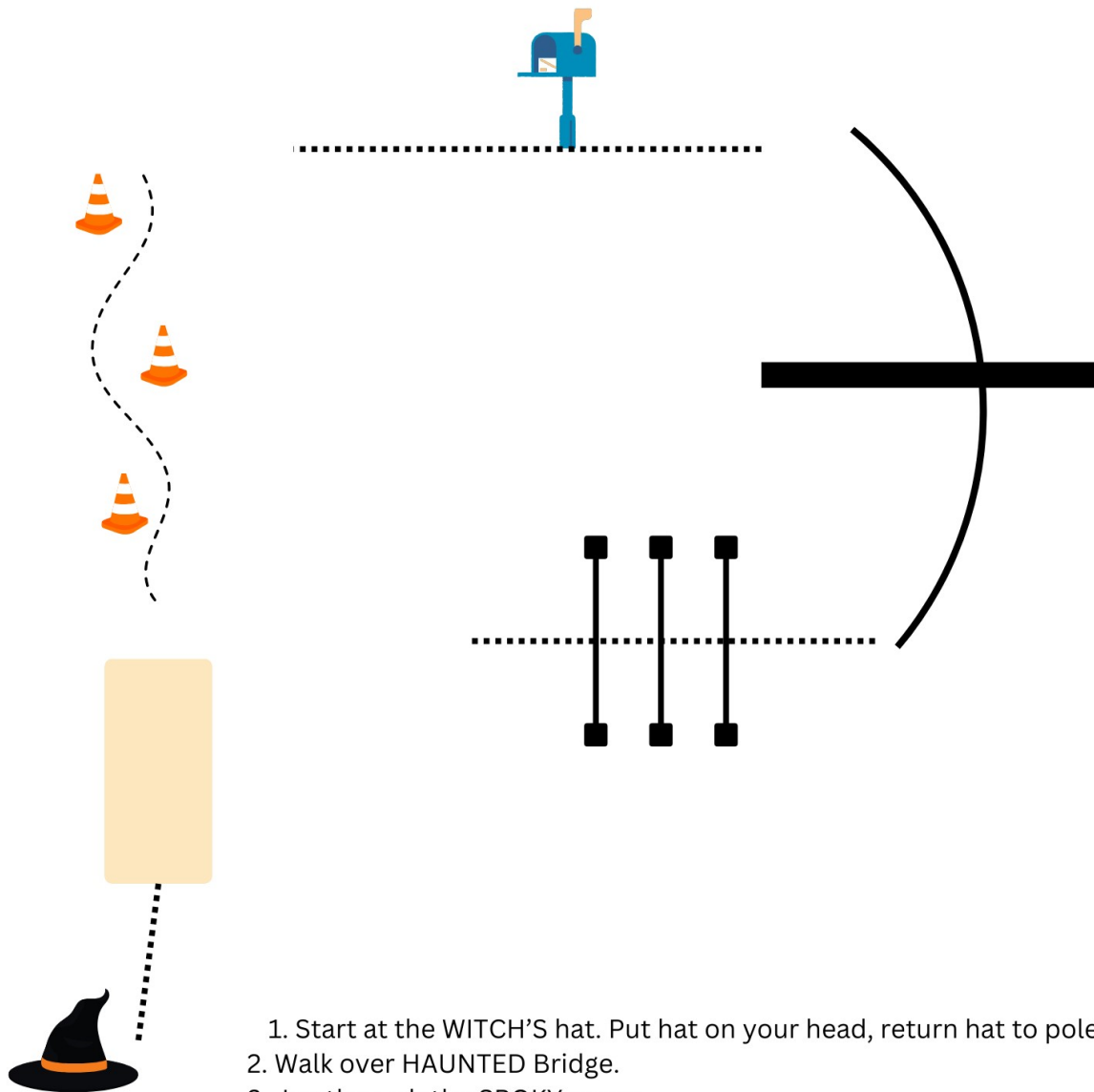


1. Be ready at A.
2. Back 2 pony lengths.
3. Walk to A.
4. Lope on the left lead to B.
5. Jog in a half circle until even with B.
6. Lope on the right lead until even with A.
7. Break to a jog and exit pattern at a jog.



# Let's Ride Practice Show Patterns

Trail All Classes



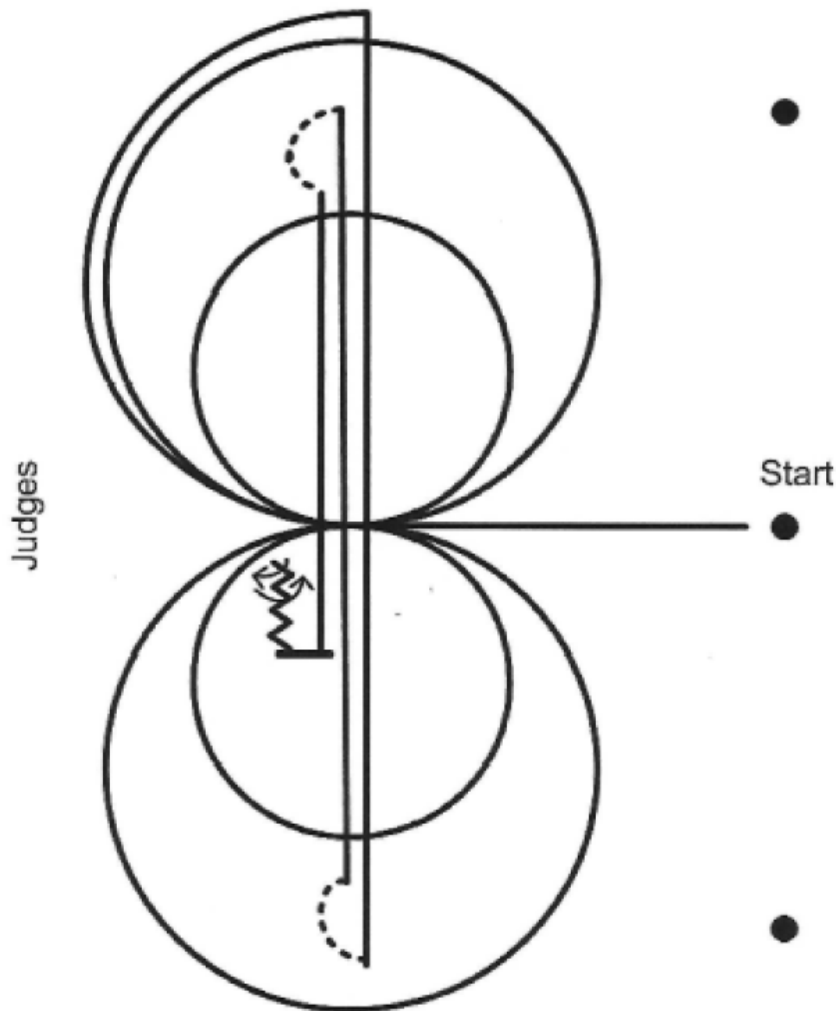
START

1. Start at the WITCH'S hat. Put hat on your head, return hat to pole.
2. Walk over HAUNTED Bridge.
3. Jog through the SPOKY cones.
4. Walk to the mailbox. Shake the SKELETON hand.
5. Lope over the Log. (Leadline and In-hand Jog over log).
6. Walk over the GRAVEYARD poles.
7. Exit at a walk.

## Spooky Trail Pattern

# Let's Ride Practice Show Patterns

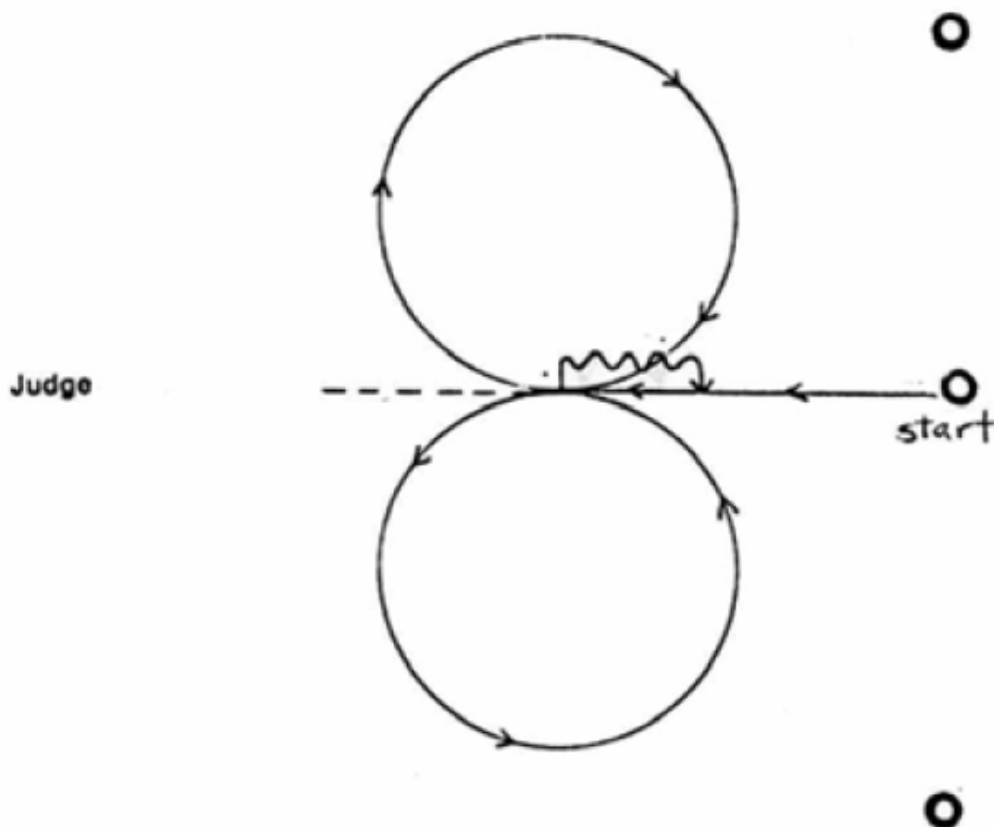
## Reining Pattern 2



1. Beginning at center of arena facing left wall/fence
2. Starting to the right, begin a small figure 8 at a slow lope
3. Ride a large figure 8 at a fast lope. Change leads at the center of arena
4. Continue around previous large circle to the right. At the top of the circle, run down the middle to the far end of the arena, past the end marker. Do a right rollback, no hesitation
5. Run to the opposite end of arena past the last marker do a left rollback, no hesitation
6. Run past the center marker, Stop
7. Back to the center marker
8. Pivot a  $\frac{1}{4}$  turn to left or right
9. Pivot a  $\frac{1}{2}$  turn the opposite direction
10. Walk to the judge for inspection

# *Let's Ride Practice Show Patterns*

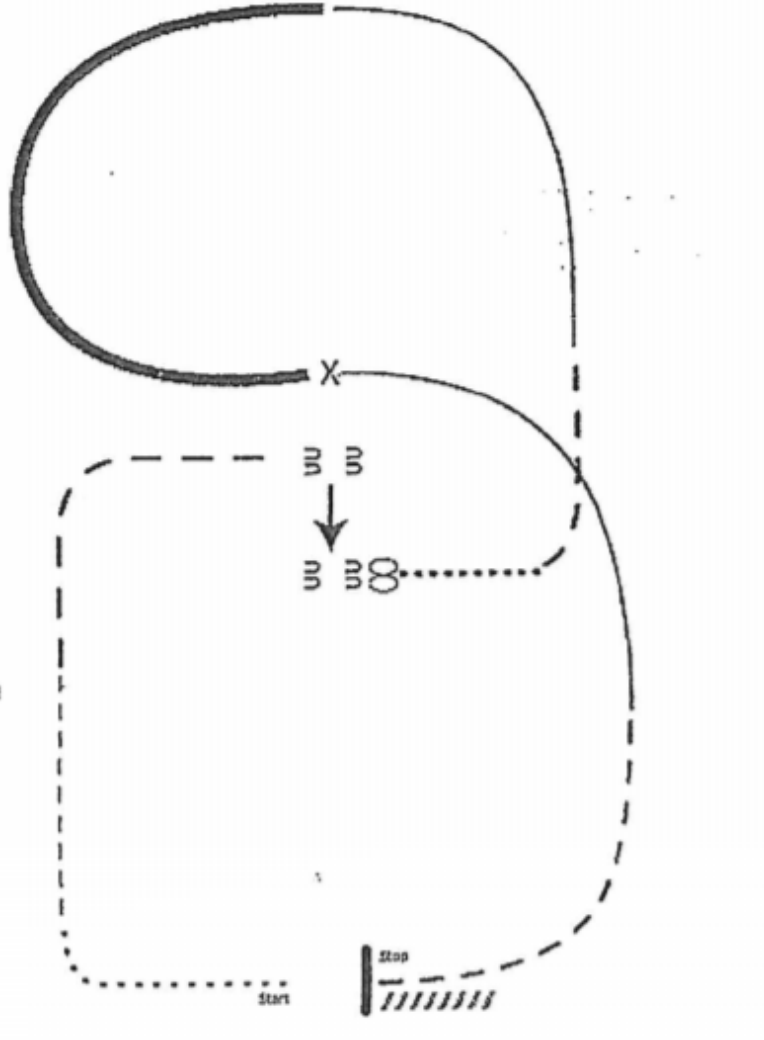
## Reining Pattern - 9&Under



1. Begin in the center of arena facing the left wall/fence.
2. Lope to center on either lead.
3. Stop. Back pony.
4. Begin to lope a circle to the right, right lead.
5. Change lead at the center.
6. Lope a circle to the left, left lead.
7. Trot at end of circle in center of arena toward judge.
8. Walk to judge for inspection.

# Let's Ride Practice Show Patterns

## Ranch Riding - All Ages



1. Walk to the left around the corner
2. Trot
3. Extend trot alongside arena & around corner to center
4. Stop. Side pass right
5. 360° turn each direction (either way first)
6. Walk
7. Trot
8. Lope left lead
9. Extend lope
10. Change lead
11. Collected lope
12. Extend trot
13. Stop & back

- X Lead Change
- • Walk
- — Trot
- — Ext trot
- — Lope
- — Ext Lope
- ////// Back

# *Let's Ride Practice Show Patterns*